

PEACOC® High-Density Fiber Patch Panel


PEACOC is Go!Foton's Platform with Enhanced Access for Compact Optical Connectors. It is a revolutionary technology platform that transforms the way data center and telecom operators manage the increasingly complex world of optical connectivity. It is the only high-density solution that provides easy access to both the front and back side connectors at the same time – from the same side of the rack! With PEACOC spreadable adapter technology, each individual optical connection can be easily isolated from the adjacent ports creating a generous region of unobstructed handling for safe, fast and error-free management of optical fiber jumpers. It's high density fiber management – *that works!*

Features:

- Up to 144 LC connectors per 1RU
- Unparalleled accessibility using PEACOC spreadable adapter technology
- Craft friendly design – even for “large hand” technicians
- Access to both front and rear side connectors at the same time
- Scalable in increments of 1RU for true “pay-as-you-grow” convenience
- Can be bundled in 2RU and 4RU sizes for even higher fiber count applications
- Pre-stubbed versions available
- Tested by Telcordia for compliance with GR-449 Issue 3, GR-63 and Verizon TPR.9464 standards

Applications:

- Data Center, Telecom Central Office, CATV Headend
- Fiber Management and Distribution Frames
- OSP Cabinets and Wireless C-RAN Sites



PEACOC® High Density Fiber Patch Panel

Applications:



LC / SC / MPO Patch Panel Cassette
(uses short P3SO chassis)



MPO-LC (or SC) Breakout Cassette
(uses short P3SO chassis)



TAP / xWDM / SPLITTER Cassette
(uses long P3LO chassis)



Direct Splice & Patch Cassette
(uses deep P3DO chassis)



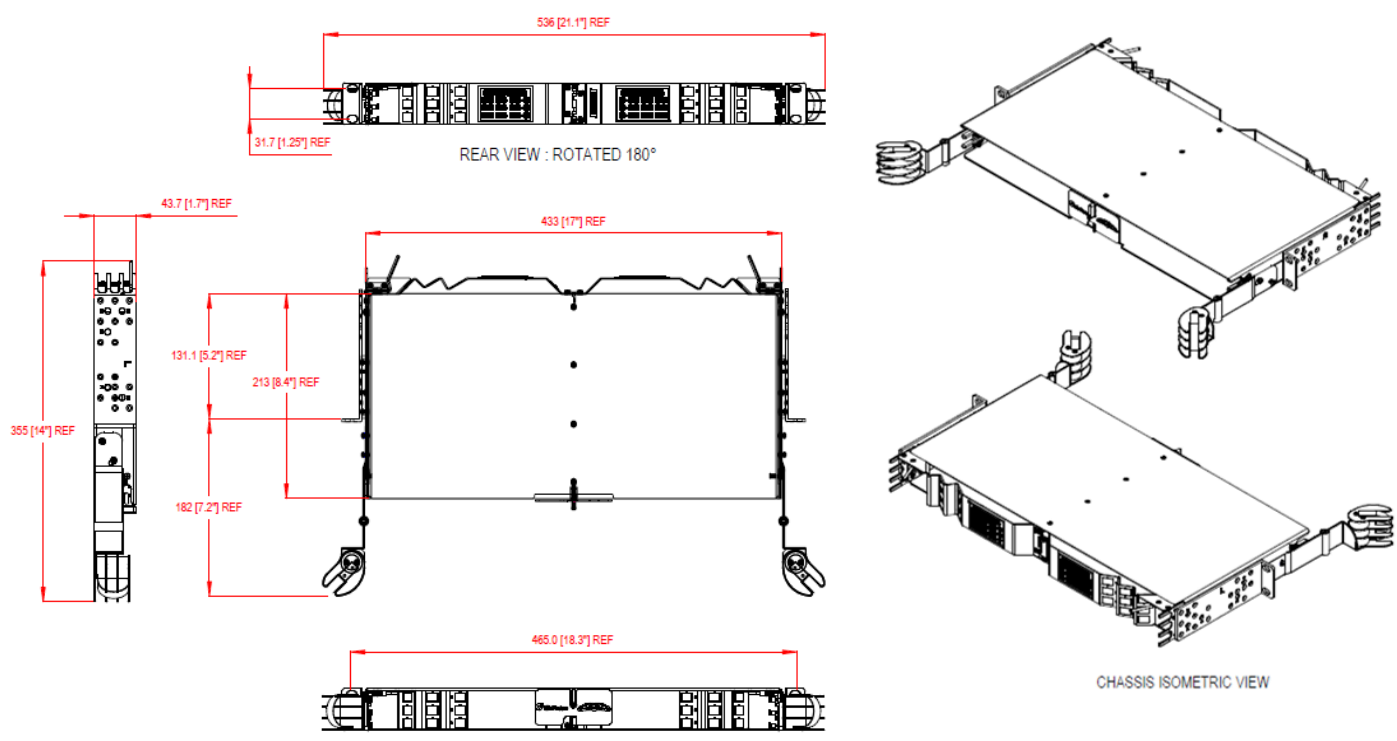
PEACOC® High Density Fiber Patch Panel

Specifications:

PARAMETER	1RU	2RU	4RU
Number of LC ports	144	288	576
Accessibility	PEACOC Spreadable Adapters		
Access Direction	Front access to both front and rear side connectors		
Width	19" and 23" Rack Compatible		
Depth	(Refer to schematic dimensions below)		
Mounting Position	Standard, Flush, Recessed, and Reverse		
Cable Type(s)	Standard 1.2mm jumpers or PEACOC Multifiber Fanouts		
Fiber Type	G.657 A1 or A2; B2 or B3 (optional)		
Connector Types	LC (Simplex or Duplex), SC, MPO		
Operating Temperature	-40°C to +65°C		

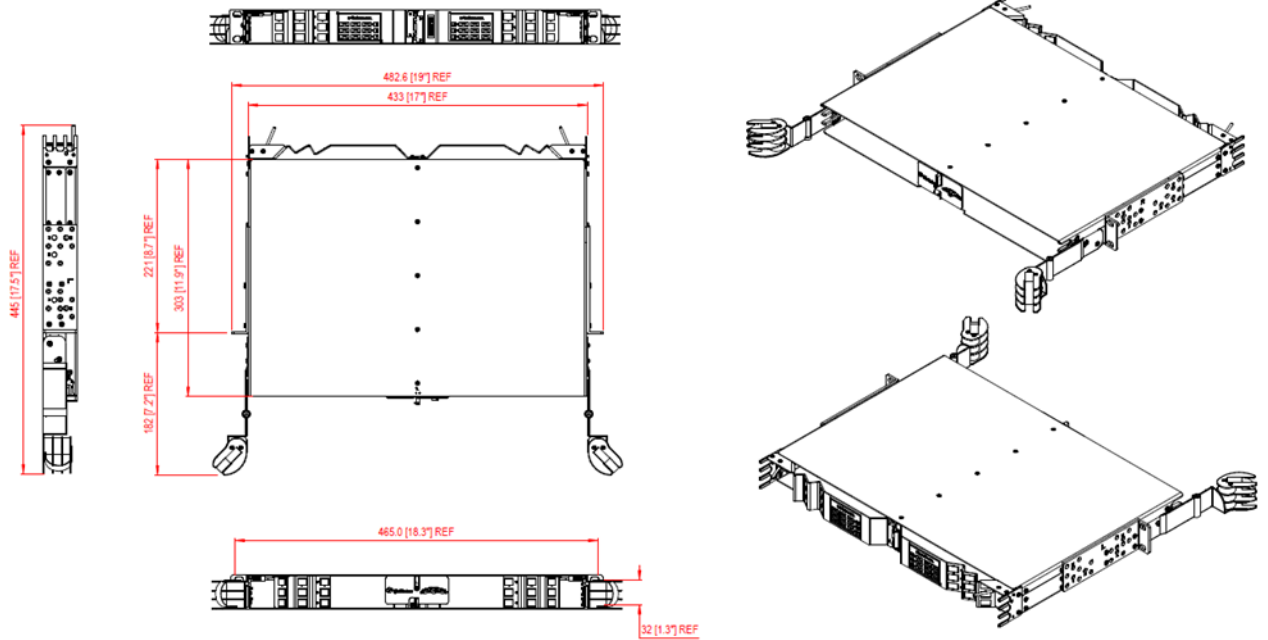
Product Dimensions:

P3SO "SHORT" CHASSIS

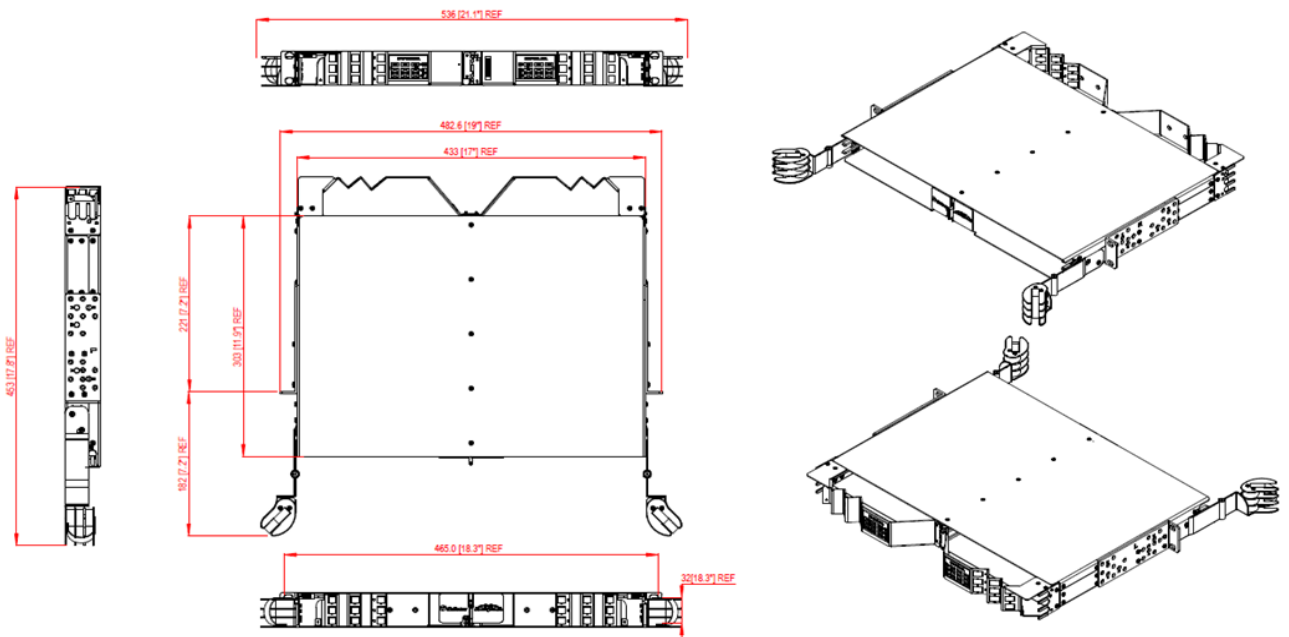


PEACOC® High Density Fiber Patch Panel

P3LO “LONG” CHASSIS

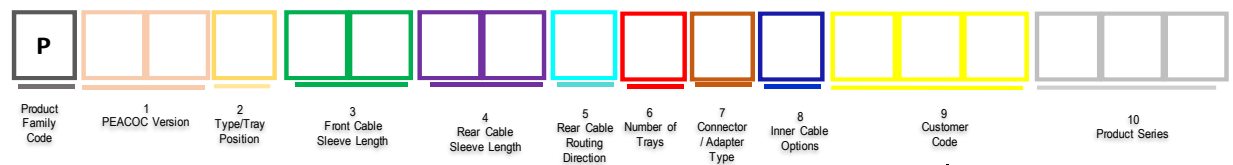


P3DO “DEEP” CHASSIS



PEACOC® High Density Fiber Patch Panel

Ordering Guide:



PRODUCT FAMILY CODE	
Code	Code Description
J	PACO JUMPERS
M	MFOC JUMPERS
B	FAN-OUT JUMPERS
F	FLET
P	PEACOC

PEACOC VERSION	
Code	Code Description
3S	V3 Short
3L	V3 Long
3E	V3 Short with Extension
3D	V3 Long with Deep Back Door

PANEL / TRAY TYPE	
Code	Code Description
O	Chassis Only
P	Patch Panel
X	Cassette Tray Only
S	Patching Tray w with Splicing
C	Custom Tray Configuration
L	Cassette Tray Only - Left Side
R	Cassette Tray Only - Right Side

FRONT CABLE SLEEVE LENGTH (cm)	
Code	Code Description
--	2 Digit Length
XX	None

BACK CABLE SLEEVE LENGTH (cm)	
Code	Code Description
--	2 Digit Length
XX	None

CABLE ROUTING DIRECTION	
Code	Code Description
F	Front
R	Rear
X	None or N/A

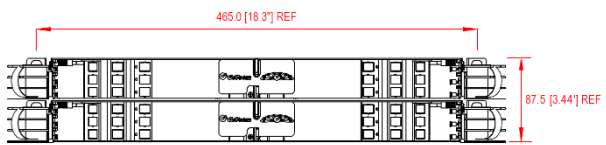
CONNECTOR TYPE / ADAPTER TYPE	
Code	Code Description
1	LC-UPC / Blue Duplex Adapters
2	LC-APC / Green Duplex Adapters
3	SC-UPC / Blue Simplex Adapters
4	SC-APC / Green Simplex Adapters
5	LC-UPC / Blue Simplex Adapters
6	LC-APC / Green Simplex Adapters
7	Black MPO Adapters
8	LC-PC / Aqua Duplex Adapters
9	SC-PC / Aqua Simplex Adapters
P	Others - Custom Configuration

CUSTOMER CODE (OPTIONAL)	
Code	Code Description
---	Customer Code (3 Letters only)

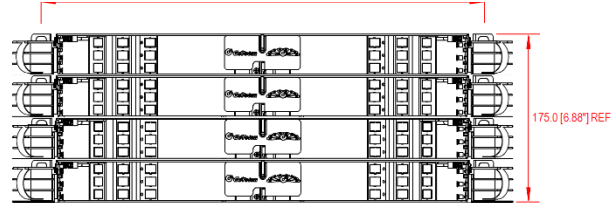
PRODUCT SERIES (OPTIONAL)	
Code	Code Description
---	Product Series (3 numeric)

NUMBER OF TRAYS	
Code	Code Description
--	1-6 (Max 6 Trays- Full Load)
X	None

INNER CABLE OPTIONS	
Code	Code Description
A	5m 12F 3.0mm OFNR SC Pigtail Singlemode
B	5m 24F 3.8mm OFNR LC Pigtail Singlemode
C	1x24F Angled Male MPO to LC Fan-outs Singlemode
D	2x12F Angled Male MPO to LC Fan-outs Singlemode
E	3x8F Angled Male MPO to LC Fan-outs Singlemode
F	1x12F Angled Male MPO to SC Fan-outs Singlemode
G	5m 12F 3.0mm OFNR OM3 SC Pigtail
H	5m 24F 3.8mm OFNR OM3 SC Pigtail
J	1x24F Male MPO to LC OM3 Fan-outs
K	2x12F Male MPO to LC OM3 Fan-outs
L	3x8F Male MPO to LC OM3 Fan-outs
M	1x12F Male MPO to SC OM3 Fan-outs
N	Mass Fusion Splice
P	Others - Single Fiber or Custom Configuration
R	2x8F Male MPO to LC Fan-outs Singlemode
S	2x8F Male MPO to LC OM3 Fan-outs Multimode
T	1x24F Male MPO to LC OM4 Fan-outs
U	2x12F Male MPO to LC OM4 Fan-outs
V	3x8F Angled Male MPO to LC OM4 Fan-outs
W	1x12F Angled Male MPO to SC OM4 Fan-outs
X	None



2RU Chassis



4RU Chassis

Example Order Code:

Order Code: P3SP5050R61X

Description: Patch Panel, Short, 50cm Front & Rear Cable Sleeves, Fully Loaded (144F), LC-UPC Blue Duplex Adapters